



MDT-01R-R    MDT-01T-R  
MDT-01R-T    MDT-01T-T  
MDT-02R-R    MDT-02T-R  
MDT-02R-T    MDT-02T-T

A04


2023-12-28

MDT

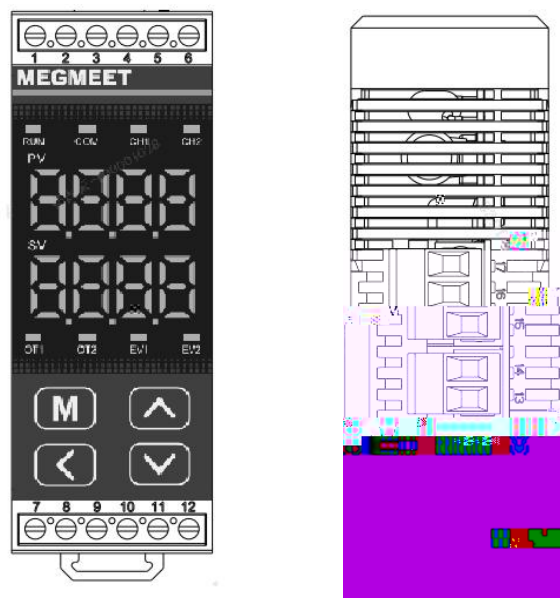
MDT



4.



5.

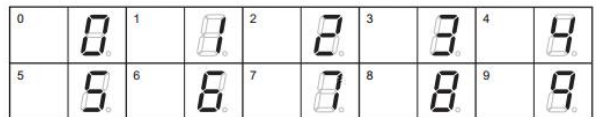


RUN		10Hz 15Hz 0.5Hz 1Hz
COM		
CH1	CH1	
CH2	CH2	
OT1	OUT1	ON
OT2	OUT2	OFF
EV1	ALM	ON
EV2	ALM	OFF

	&	
		1 a b 2
		1 M M 2

● LED 数字·文字显示

数字 7 段 LED 显示如下。



英文 7 段 LED 显示如下。有不能显示的情况。



① 使用上的注意事项

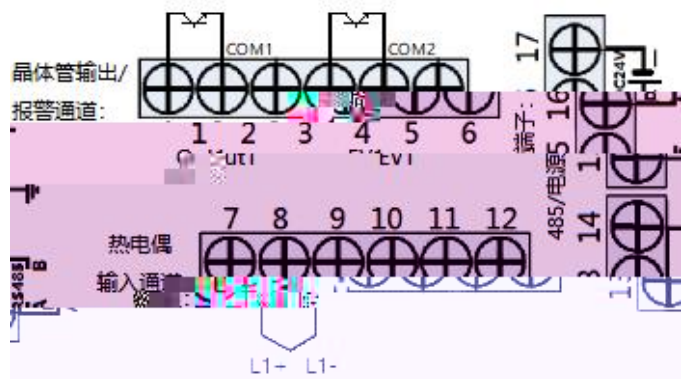
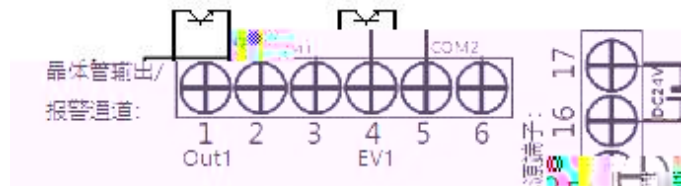
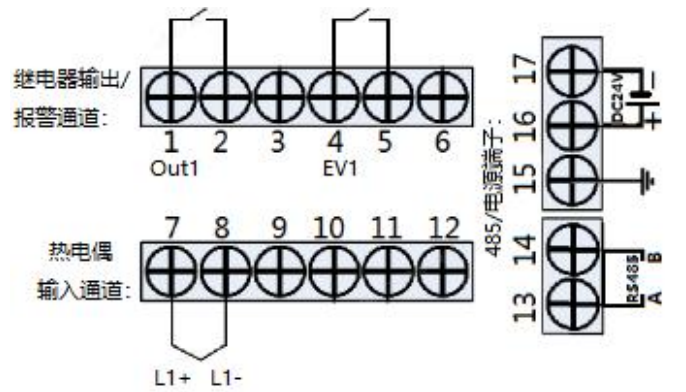
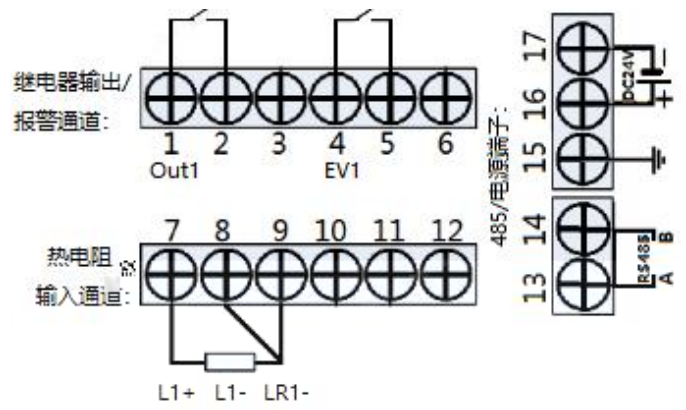
数字的 2 与英文字母的 Z、数字的 5 与英文字母的 S、数字的 9 字母的 Q 表示相同。

英文

1	0 1
2	
3	5
4	"LoCk"

ID		ID		
0	NA	#701-#702 #909-#910	PV SV	1 PV SV 2

1	r-S	Run-Stop	#1603	#1604	/	Stop rUn
2	InPt	Input Type	#901	#902		.
3	StAn	Station Number	#4601		MODBUS	1~247
4	bAUd	Baud	#4600		RS485	24 2400 48 4800 96 9600 384 38400 576 57600 1152 115200
5	Pty	Parity	#4600		RS485	nonE odd EvEn
6	StoP	Stop Bit	#4600		RS485	1 1 Stop Bit 2 2 Stop Bits
7	Ht-P	Heat Proportion	#925	#926		. BFM .
8	Ht-I	Heat Integration	#933	#934		. BFM .
9	Ht-D	Heat Differentiation	#941	#942		. BFM .
10	CtPd	Control Period	#917	#918		. BFM .
11	PvOF	PV OFFSET	#1619	#1620		. BFM .
12	FoF	First Order Filter	#801	#802		. BFM .
13	A1M	Alarm Mode	#600		1	. .
14	A1SV	Alarm Set Value	#606	#610	1	. BFM .





	0	BFM	#736
			#737
	"	"	#738 #739
	1		#200
	0	1	#201
	0	1 1	#243
	1	PV 4	
	2	SV	
	3	SV -999-9999	
	1	-99.9-999.9	
			#801 #802
DO			#809 #810
D1	1	DO D1	#817 #818
AO		AO A1	#825 #826
A1	2	AO 0 A1	#833 #834
		DO D1 AO A1 BFM	
		-99.9-99.9 -0.999-0.999	#1619 #1620
		= * 1+ /1.000 +	#1621 #1622
/	1	0	#1603 #1604
		0 A/D	#901 #902
SV		#901	#909 #910
		#902	
			#917 #918
			#925 #926
			#933 #934
			#941 #942
			#957 #958
			#965 #966
			#973 #974
	0	- +	#981 #982
	25	10	#989 #990

2 0  
 1  
 CH1 CH8 1 Bit 0 1 #999  
 2 Bit 1 2  
 3 Bit 2-15 0  
 0 1 QV/CFF 2 PID #1000 #1001  
 0 1 2  
 3 4  
 /

1		#400	#419
2		#401	#420
3		#402	#421
4		#403	#422
5	0 1	#404	#423
6	0 1	#405	#424
7		#406	#425
8		#407	#426
1		#408	#427
2		#409	#428
3		#410	#429
4		#411	#430
5	0	#412	#431
6		#413	#432
7		#414	#433
8		#415	#434
		#416	#435
		#417	#436
		#418	#437
	+1		
CH1 CH2	2 0 1 1 Bi t0 1 2 Bi t1 2 3 Bi t2-15 0 0 1 0 1	#552	
1		#600	
2	#600 1 #601 2 14	#601	
		#604	

		#605	
1	1 2 1 2	#606	#610
2		#607	#611
	0 1 1	#700	
		#4094	
	OxD100: MDT-01-RR OxD101: MDT-01-RT OxD110: MDT-01-TR OxD111: MDT-01-TT OxD200: MDT-02-RR OxD201: MDT-02-RT OxD210: MDT-02-TR OxD211: MDT-02-TT	#4095	
RS485	Bi t0-3 0000 9600 0001 2400 0010 4800 0011 19200 0100 38400 0101 57600 0110 115200 Bi t4 0 8 1 7 Bi t5 0 1 1 2 Bi t6-7 00 01 10 Bi t8-15	#4600	
RS485	1 247 1	#4601	

735

	1	0
Bi t0		
Bi t1		
Bi t2		
Bi t3		
Bi t4		
Bi t5	AD	
Bi t6		
Bi t7		
Bi t8	CH1	
Bi t9	CH2	
Bi t10-Bi t15		

738-739

	1	0
Bi t0	1	1
Bi t1	2	2
Bi t2-Bi t3		
Bi t4		
Bi t5		
Bi t6		
Bi t7		
Bi t8-Bi t15		

1.

(1)

(2)

(3) 24Vdc

(4)

BFM



POWER  
LED

24V+