


# Charging Station Solution

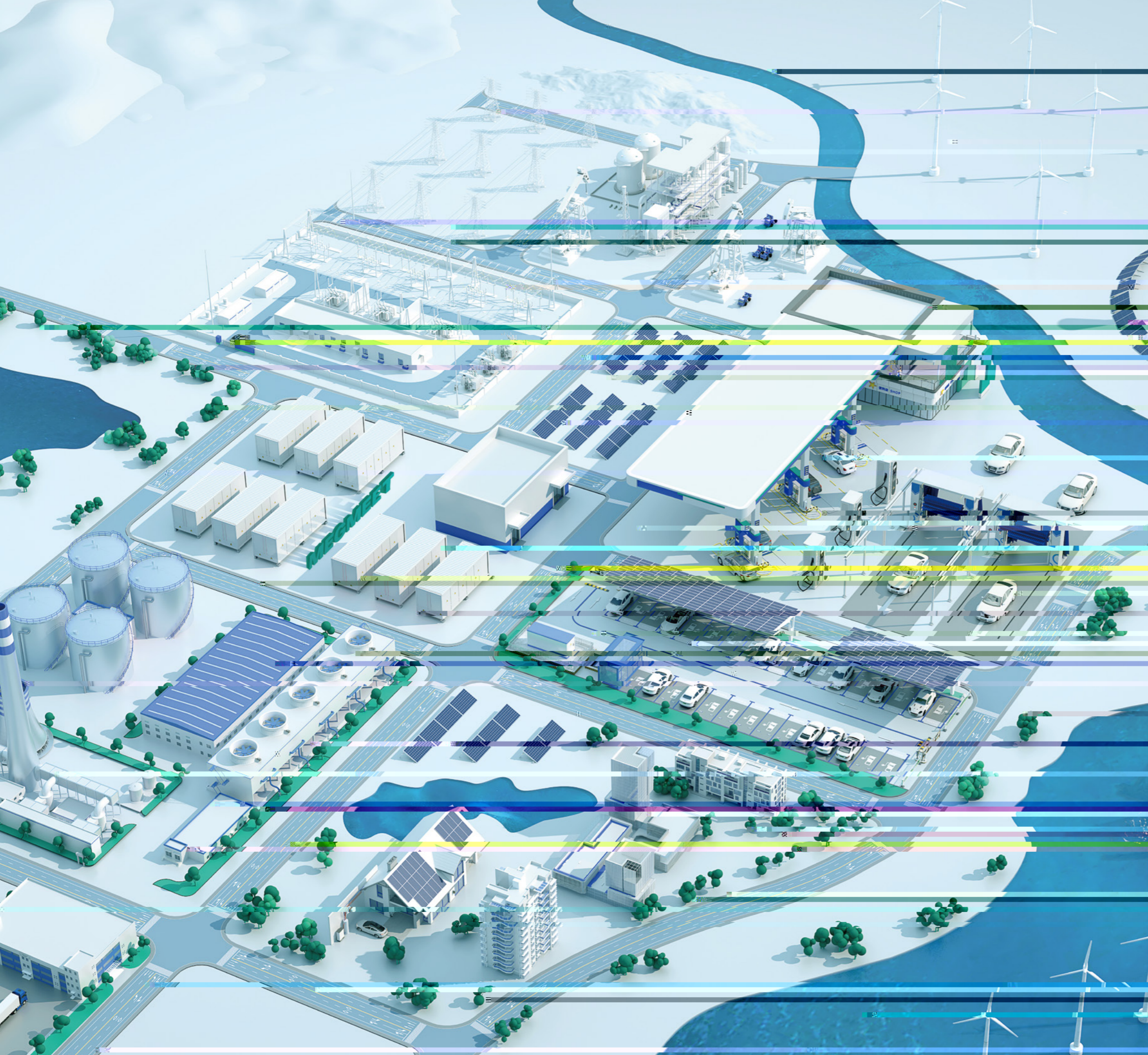
## PV & ESS & EV Charging Solution



SHENZHEN MEGMEET ELECTRICAL CO., LTD.

FOLLOW US





# Contents

01-14	Charger
15-28	Charging Module
29-31	Charger Components
32	R&D Capability
33-34	Manufacturing Capacity

# Super Fast Charging Stations SFC 30



Universal compatibility



Smart connectivity



Safe & reliable



Efficient & convenient

## AC Input

	>

## DC Output

	>
	>
	>
	>

## Working Environment Conditions

	>

## Function


## Appearance


# Super Fast Charging Stations SFC 40



## AC Input

	> >

## DC Output

	≡
	≡ >
	≡

## Working Environment Conditions

	≡

## Function


## Appearance


# Super Fast Charging Stations SFC 60



## AC Input

	»

## DC Output

	»
	»
	»
	<


## Working Environment Conditions

	»

## Function


## Appearance


# Super Fast Charging Stations SFC 60 to 180



Fast charging



Safe & efficient



Intelligent operation & Maintenance



Flexible expansion

## AC Input

	> >

## DC Output

	≡
	≡
	>
	≡

## Working Environment Conditions

	≡

## Function


## Appearance










# 20 kW Charging Module



Low voltage and high current



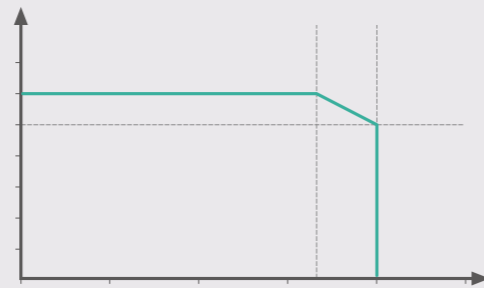
High power density



Flexible expansion



Intelligent control



<b>AC Input</b>	
	<
	> >
	<
<b>DC Output</b>	
	≡
	≡
	≡
	≡
	≡
<b>Monitor</b>	
<b>Working Environment Conditions</b>	
	≡ >
<b>Product Reliability and Safety</b>	
	>
<b>Alarm and Protection</b>	
<b>Dimensions and Weight</b>	

# 20 kW Charging Module



Low voltage and high current



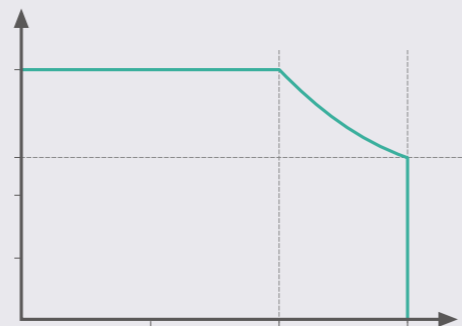
High power density



Flexible expansion



Intelligent control



## AC Input

<

> >  
<

## DC Output

≡

≡

≡

≡

≡

## Monitor

## Working Environment Conditions

≡ >




## Product Reliability and Safety

>

## Alarm and Protection

## Dimensions and Weight





# 60 kW Charging Module



## AC Input

<

>

## DC Output

<

<

<

>

<

## Monitor

## Working Environment Conditions

>

## Product Reliability and Safety

>

## Alarm and Protection

## Dimensions and Weight

# 25 kW Charging Module



## DC Input

<

## DC Output

>

## Monitor


## Working Environment Conditions

## Product Reliability and Safety

## Alarm and Protection


## Dimensions and Weight

# Charger Communication Control Unit (CCU)




Input voltage: —  
Interface parameters: — — — —

# Charger Telematics Control Unit (TCU)

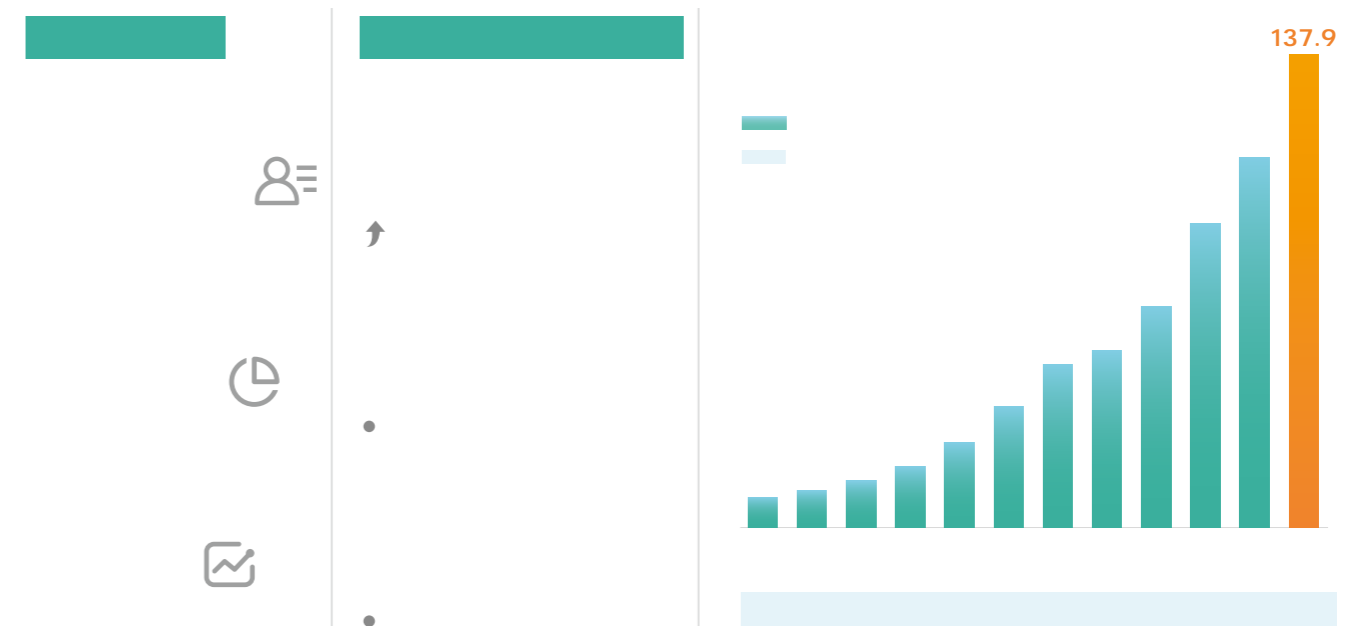


Input voltage: —  
Storage chip: — —  
Interface parameters: — — —

# Charger Protocol Converter (PLC)



# R&D CAPABILITY



- 
- 
- 
- 
- 
- 
- 
- 

Charging standards:	—	Communication port:	—
Electricity supply:	—	Dimension:	—
	—		
Working power consumption:	— <	Range of working temperature:	—





ODM

OEM

