


Charging Station Solution

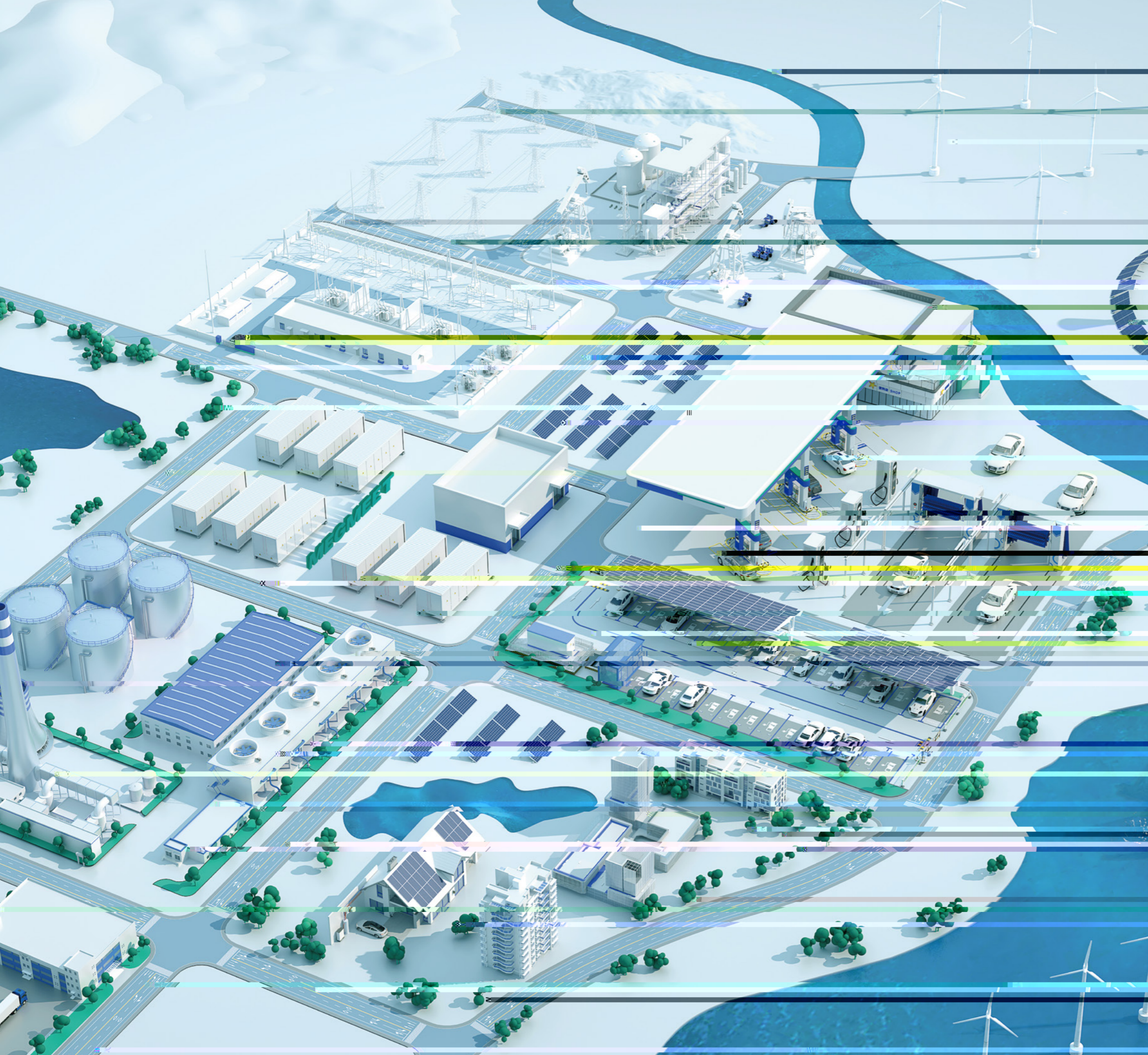
PV & ESS & EV Charging Solution



SHENZHEN MEGMEET ELECTRICAL CO., LTD.

FOLLOW US





Contents

01-14	Charger
15-28	Charging Module
29-31	Charger Components
32	R&D Capability
33-34	Manufacturing Capacity

Super Fast Charging Stations SFC 30



Universal compatibility



Smart connectivity



Safe & reliable



Efficient & convenient

AC Input

DC Output

Working Environment Conditions

Function

Appearance

Super Fast Charging Stations SFC 40



Fast charging



Safe & efficient



Intelligent operation & Maintenance



Flexible expansion

AC Input

	> >

DC Output

	< > <
	< >


Working Environment Conditions

	< <

Function

Appearance

Super Fast Charging Stations SFC 60 to 180



Fast charging



Safe & efficient



Intelligent operation & Maintenance



Flexible expansion

AC Input

	> >

DC Output

	≡
	≡
	>
	≡

Working Environment Conditions

	≡

Function

Appearance



CE



AC Input

>

DC Output

>

>

>

>

Working Environment Conditions

>

Function

20 kW Charging Module



Wide constant power range



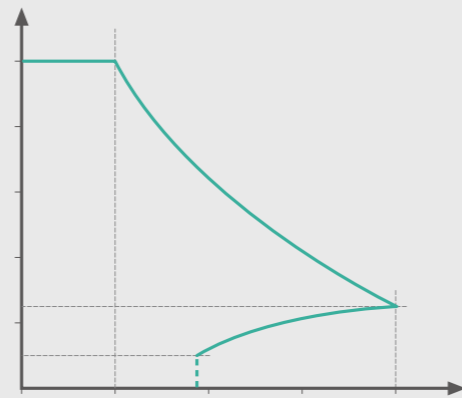
State grid unified size



Flexible expansion



Intelligent control



AC Input

<

> >
<

DC Output

≡

≡

≡

≡

≡

Monitor

Working Environment Conditions

≡ >

Product Reliability and Safety

Alarm and Protection

Dimensions and Weight

20 kW Charging Module



Low voltage and high current



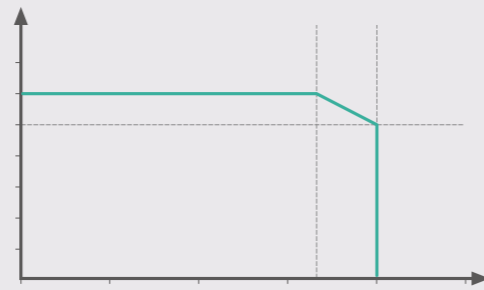
High power density



Flexible expansion



Intelligent control



AC Input	
	<
	> >
	<
DC Output	
	≡
	≡
	≡
	≡
	≡
Monitor	
Working Environment Conditions	
	≡ >
Product Reliability and Safety	
	>
Alarm and Protection	
Dimensions and Weight	

20 kW Charging Module



Low voltage and high current



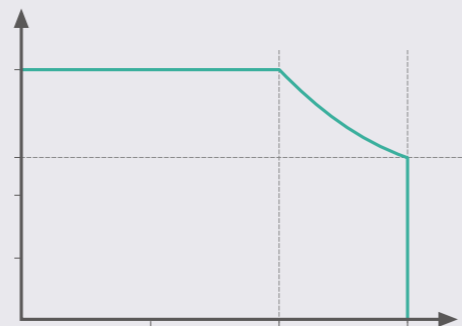
High power density



Flexible expansion



Intelligent control



AC Input

<
>
<

DC Output

<
<
<
<

Monitor

Working Environment Conditions



<
>

Product Reliability and Safety

>

Alarm and Protection

Dimensions and Weight



60 kW Charging Module



AC Input

<

>

DC Output

<

<

<

<

<

Monitor

Working Environment Conditions

>

Product Reliability and Safety

>

Alarm and Protection

Dimensions and Weight

25 kW Charging Module



DC Input

<

DC Output

>

Monitor


Working Environment Conditions

Product Reliability and Safety

Alarm and Protection


Dimensions and Weight

Charger Communication Control Unit (CCU)




Input voltage: —
Interface parameters: — — — —

Charger Telematics Control Unit (TCU)

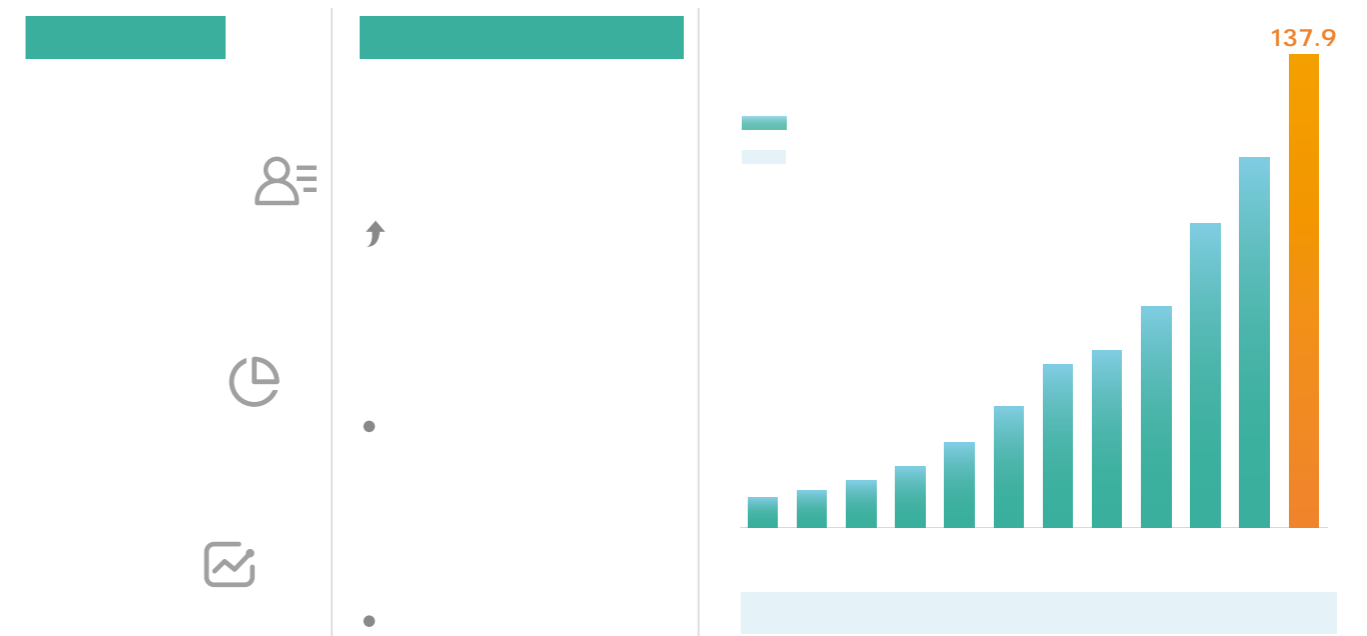


Input voltage: —
Storage chip: — —
Interface parameters: — — —

Charger Protocol Converter (PLC)



R&D CAPABILITY




-
-
-
-
-
-
-
-

Charging standards:	—	Communication port:	—
Electricity supply:	—	Dimension:	—
	—		
Working power consumption:	— <	Range of working temperature:	—



MANUFACTURING CAPACITY



ODM

OEM

